


# CMGConnect

## DIOCESE OF EVANSVILLE



### ***Safe Environment Training***

#### Getting Started:

1. Go to <https://evansville.cmgconnect.org/>

#### **If you have never logged into CMG Connect, but have had a background check through the Diocese of Evansville on or after 1/1/2017:**

Click the **"Sign In"** button in the upper right corner of the page or under the heading "Existing Accounts" and use the following as your username and password:

**Username:** Firstname.Lastname.evdio

**Password:** 1234

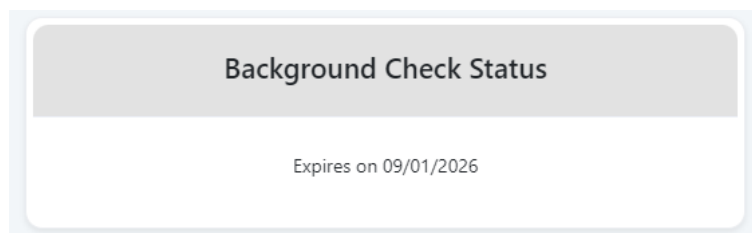
You will be prompted to update to a more secure password upon clicking "Log Me In." Once the new password is saved, return to the sign-in page to access

your account with your updated credentials. *For login issues, please contact Support using the blue Support button at the bottom of the page. If you are not sure if you had a background check in the last 5 years, contact your Youth Protection Coordinator at your location.*

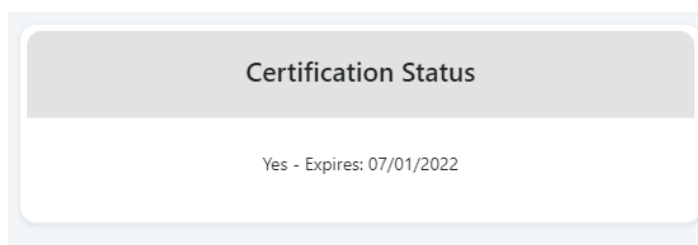
The screenshot shows the CMGConnect website interface. At the top right, there is a 'Sign In' button highlighted with a red arrow. Below this, the 'Existing Accounts' section contains a 'Sign In' button, also highlighted with a red arrow. The 'Register for a New Account' section includes a form with the following fields: First Name, Middle Name, Last Name, Username, Password, and Password Confirmation. A 'Next Step' button is located at the bottom of the registration form. A 'Support' button is visible at the bottom right of the page.

**New to training or background check prior to 2017?** Create an account by completing all the boxes under **“Register for a New Account”**. This includes address, primary parish, and how you participate at your parish or school. If you have questions please contact your safe environment coordinator. **NOTE:** *Please do not create a new account if you completed training and a background check in the past - you will already have an account in the system.*

2. Your dashboard will show you the required and optional training curriculums that have been customized for your particular category within the Diocese.
3. If you have not completed a background check in the last 5 years you will need to submit one via the Background Check - Evansville curriculum (see below). You will be able to view if you need to take a background check by looking at the top right box on your “My Trainings” tab that is labeled ‘Background Check Status’. If you have a question on whether or not you should submit a background check, ask your Youth Protection Coordinator.



4. Click **Start** under **Safe Environment Curriculum - Evansville** to begin.



For more information, please use your FAQ or Support tab at the top of the screen.

Please contact [cmgconnect@catholicmutual.org](mailto:cmgconnect@catholicmutual.org) or click

 Support

*if you need assistance accessing your account.*

Updated: 05/23/22